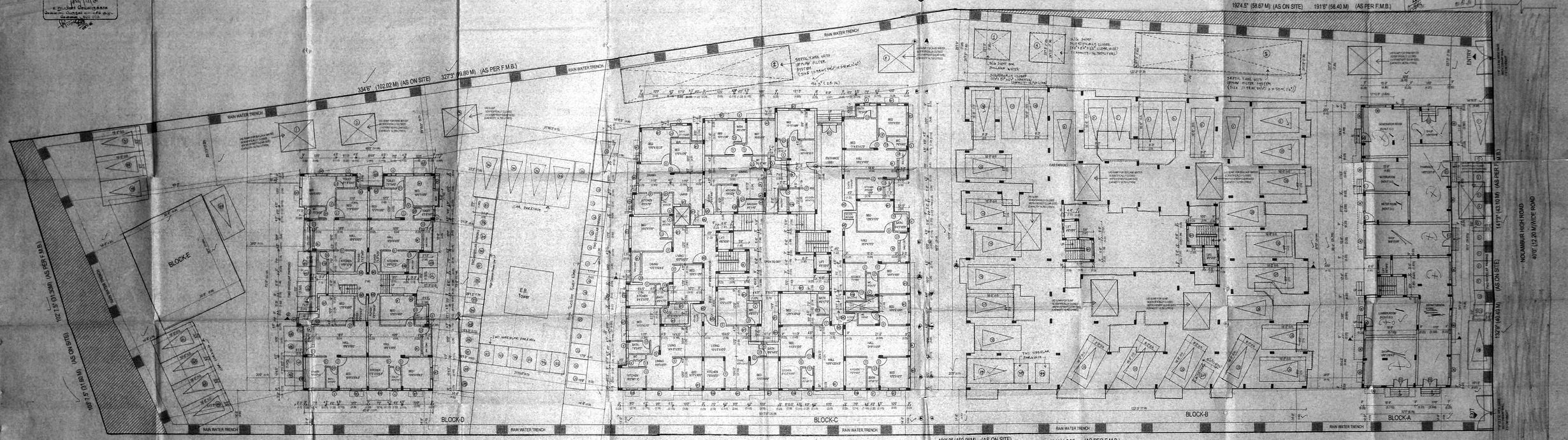


SITE / STILT/ GROUND FLOOR PLAN

## SCHEDULE OF JOINERY

| | | |
|---|---|---|
| M.D. | MAIN DOOR | 3'3"X7'0" (1.0 X2.1) |
| D. | DOOR | 3'0"X7'0" (.91 X2.1) |
| D1. | DOOR | 2'6"X7'0" (.75 X2.1) |
| FD. | DOOR | 10'0"X7'0" (3.05 X2.1) |
| W. | WINDOW | 6'0"X4'0" (1.83 X1.22) |
| W1. | WINDOW | 4'0"X4'0" (1.22 X1.22) |
| W3. | WINDOW | 3'0"X4'0" (0.91 X1.22) |
| KW. | KITCHEN WINDOW | 4'0"X3'0" (1.22 X0.91) |
| V. | VENTILATOR | 2'0"X2'0" (0.61 X0.61) |

PLAN SHOWING THE PROPOSED COMMERCIAL CUM RESIDENTIAL BUILDING AT NOLAMBUR VILLAGE, SAIDAPET TALUK, THIRUVALLORE DISTRICT, CHENNAI-.

SURVEY Nos: 104 / 2B part & SUB DIVISION SURVEY Nos: 104 /2B1A, 104 /2B1C. & 104 /2B1C AS PER PATTA

## AREA STATEMENT

| | SQ FT | SQ M |
|---|---|---|
| PLOT EXTENT | 83,337.13 | 3776.11 |
| GROUND FLOOR AREA | 13,234.12 | 1229.64 |
| FIRST FLOOR AREA | 24170.25 | 2302.06 |
| SECOND FLOOR AREA | 21,880.56 | 2014.55 |
| THIRD FLOOR AREA | 21,880.56 | 2014.55 |
| FOURTH FLOOR AREA | 16,499.54 | 975.83 |
| TOTAL FLOOR AREA | 91,864.99 | 8,537.73 |
| NOTE:-S.I. IN GROUND FLOOR PLOT COVERAGE | 2,011.83 | 186.97 |
| | 42.19% | |
| F.S.I. | 1.498 | |

## DRAWING SHEET DETAILS

| SHEET NO:01 | SITE / STILT/ GROUND FLOOR PLAN | (BLOCK-A - GROUND FLOOR PLAN) (BLOCK-B - STILT FLOOR PLAN) (BLOCK-C - GROUND FLOOR PLAN) (BLOCK-D - GROUND FLOOR PLAN) (BLOCK-E) |
|---|---|---|
| SHEET NO:02 | BLOCK-A (GROUND + 3 FLOORS) | TYPICAL FLOOR PLAN, TERRACE FLOOR PLAN, PLAN OF LIFT MACHINE ROOM & O.H.TANK, ELEVATION & SECTION. |
| | MISCELLANEOUS DETAILS | KEY PLAN |
| SHEET NO:03 | BLOCK-B (STILT + 4 FLOORS) | TYPICAL FLOOR PLAN, TERRACE FLOOR PLAN, PLAN OF LIFT MACHINE ROOM &O.H.T, ELEVATION & SECTION |
| SHEET NO:04 | BLOCK-C (GROUND + 3 FLOORS) | TYPICAL FLOOR PLAN, TERRACE FLOOR PLAN, PLAN OF LIFT MACHINE ROOM &O.H.T, ELEVATION & SECTION |
| SHEET NO:05 | BLOCK-D (GROUND + 3 FLOORS) | FIRST FLOOR PLAN, TERRACE FLOOR PLAN, ELEVATION & SECTION. |
| | BLOCK-E (GROUND FLOOR) | GROUND FLOOR PLAN, TERRACE FLOOR PLAN, ELEVATION & SECTION. |
| | MISCELLANEOUS DETAILS | FOUNDATION, SUMP, GATE & RAIN WATER HARVESTING TRENCH DETAILS |
| SHEET NO:06 | SEPTIC TANK DETAILS | DETAILS OF TYPICAL SEPTIC TANK (WITH ANAEROBIC FILTER SYSTEM) |

## COLOUR INDEX

- PROPOSED
- ROAD
- SITE BOUNDRY

SCALE: 1"= 80" 1= 1003 & 1"= 40": (1=50)

ALL DIMENSIONS ARE IN FEET AND INCHES & METRES

SIGNATURE OF THE OWNER

FM VINGITH PROPERTIES

Partner

SIGNATURE OF THE LICENSED SURVEYOR

R. SELVAMANIAN, B. Arch.
Regd. No. CA/2002/33089
Licensed Surveyor No. 2-1-1-1

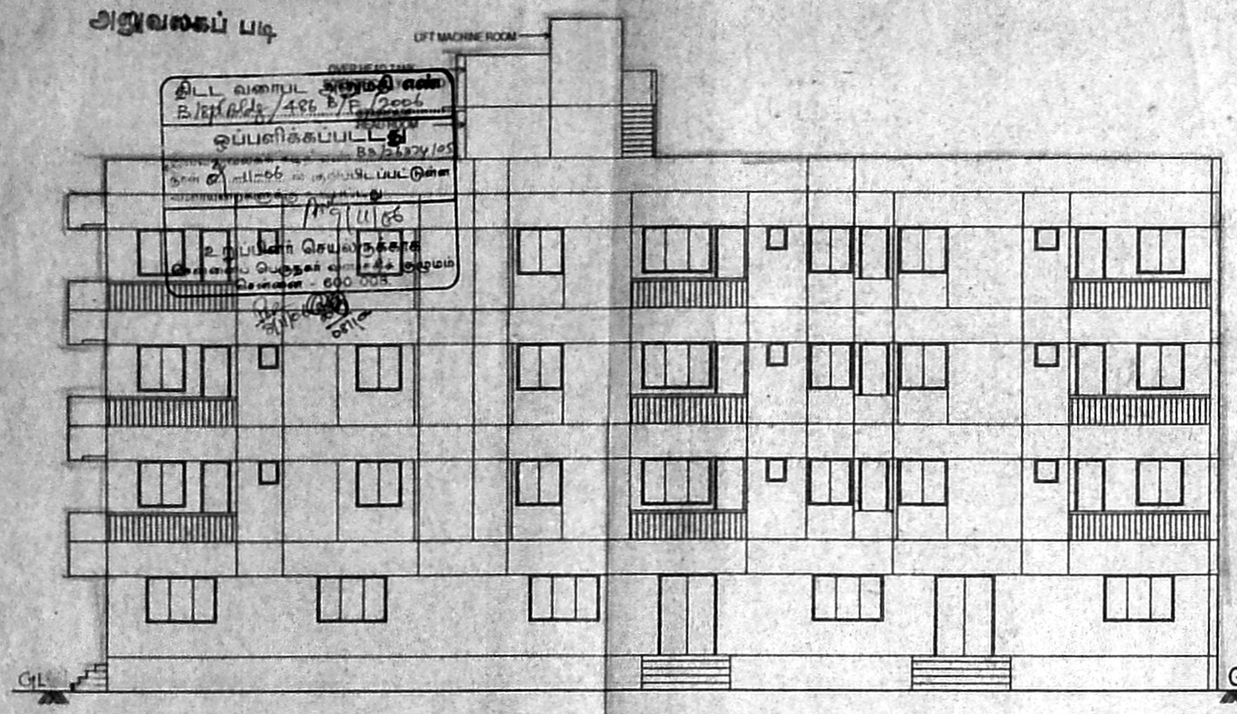


ELEVATION

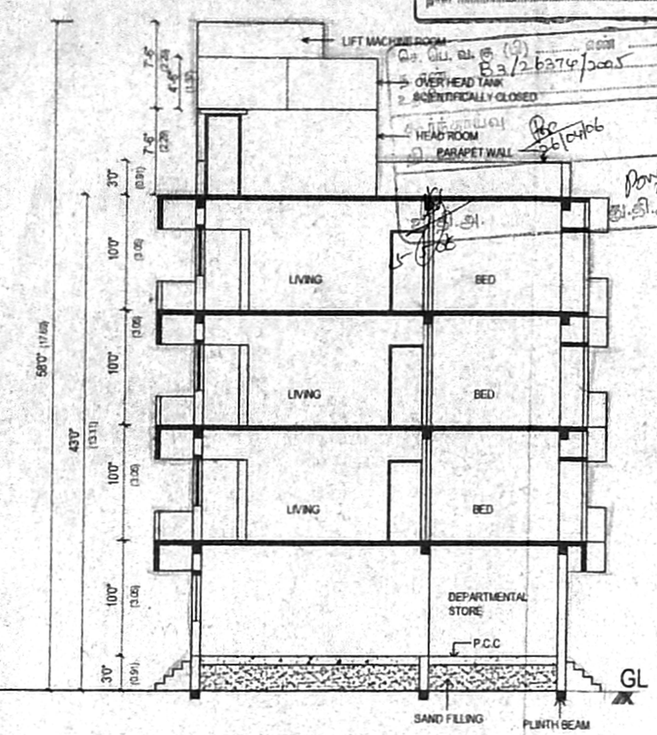


SECTION-AA

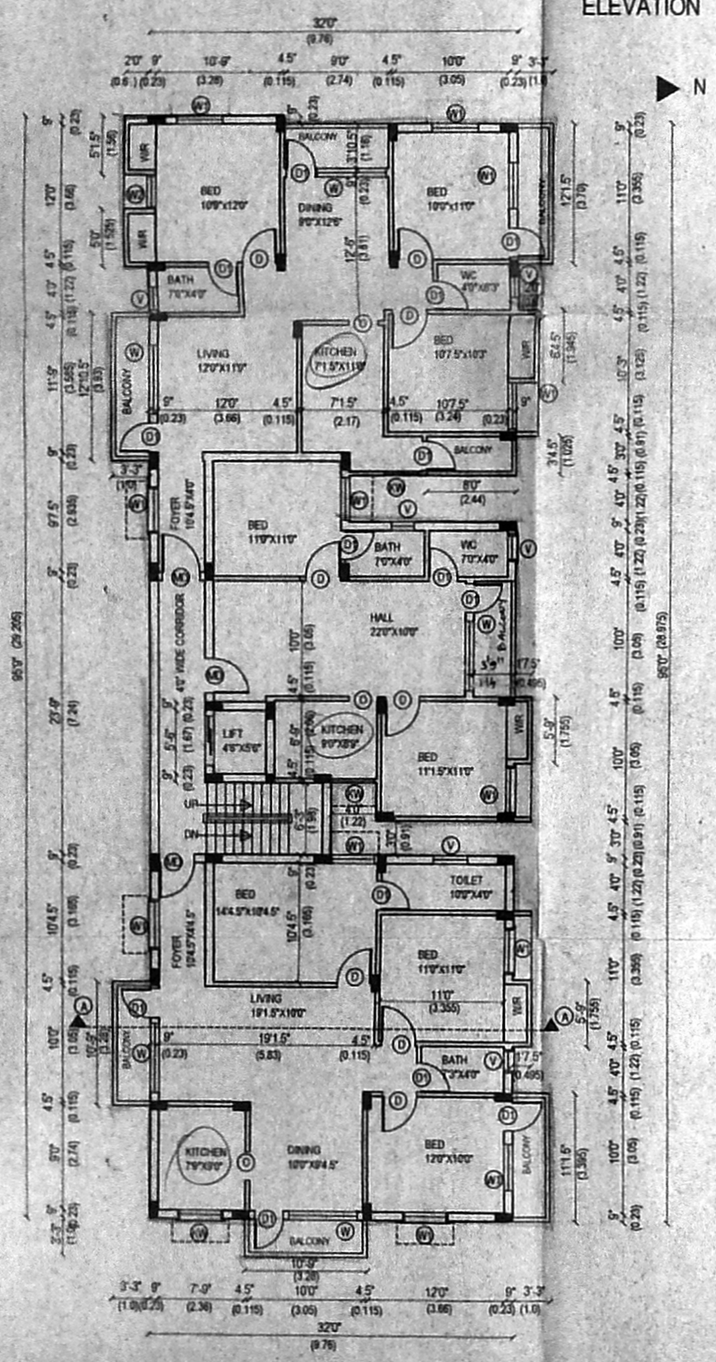


TYPICAL FLOOR PLAN
(FIRST, SECOND & THIRD FLOOR PLAN)

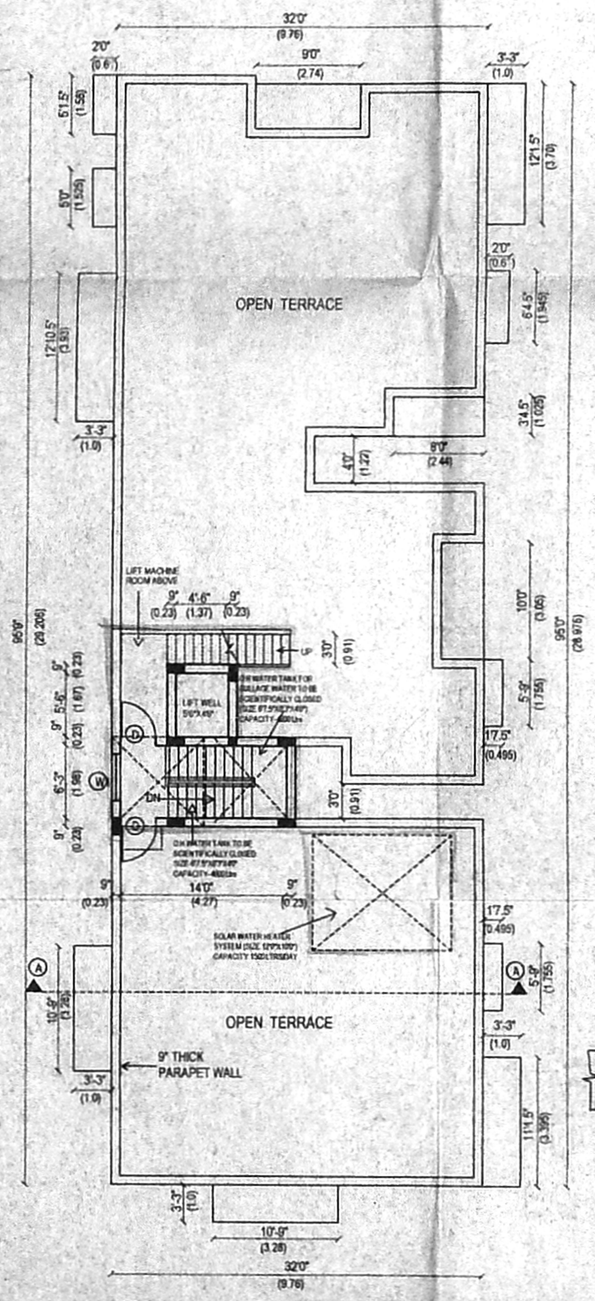


TERRACE FLOOR PLAN

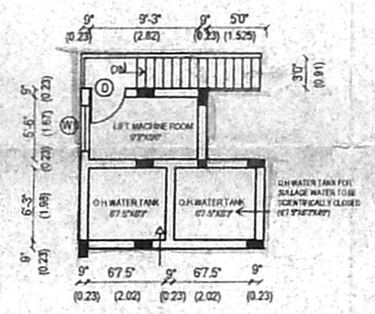


PLAN OF LIFT MACHINE ROOM & O.H. WATER TANK

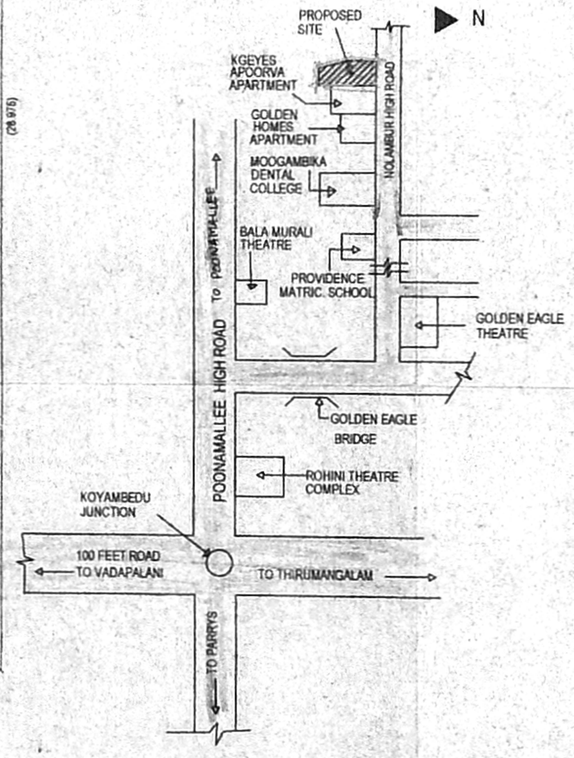


KEY PLAN
(NOT TO SKY)

## SCHEDULE OF JOINERY

| | | |
|---|---|---|
| M.D. | MAIN DOOR | 3'3"X7'0" (1.0 X2.1) |
| D. | DOOR | 3'0"X7'0" (.91 X2.1) |
| D1. | DOOR | 2'6"X7'0" (.75 X2.1) |
| W | WINDOW | 6'0"X4'0" (1.83 X1.22) |
| W1 | WINDOW | 4'0"X4'0" (1.22 X1.22) |
| W2 | WINDOW | 3'0"X4'0" (0.91 X1.22) |
| KW | KITCHEN WINDOW | 4'0"X3'0" (1.22 X0.91) |
| V | VENTILATOR | 2'0"X2'0" (0.61 X0.61) |

PLAN SHOWING THE PROPOSED COMMERCIAL CUM RESIDENTIAL BUILDING AT NOLAMBUR VILLAGE, SAIDAPET TALUK, THIRUVALLORE DISTRICT, CHENNAI-.

SURVEY Nos: 104 / 2B part &
SUB DIVISION SURVEY Nos: 104 / 2B1A, 104 / 2B1C, & 104 / 2B1C AS PER PATTA

SHEET NO:02 — BLOCK-A (GROUND + 3 FLOORS)

TYPICAL FLOOR PLAN,
TERRACE FLOOR PLAN ,
PLAN OF LIFT MACHINE ROOM & O.H.TANK.
ELEVATION & SECTION,

MISCELLANEOUS DETAILS

KEY PLAN

SCALE: 1"= 8'0"(1= 100) &
1"= 4'0" (1=50)

ALL DIMENSIONS ARE IN FEET AND INCHES & METRES

## COLOUR INDEX

- PROPOSED
- ROAD
- SITE BOUNDRY

SIGNATURE OF THE OWNER

For VINOTH PROPERTIES

SIGNATURE OF THE LICENSED SURVEYOR

R. SUBRAMANIAN, B.Arch.,
Regd. Architect CA/2002/30289
Licensed Surveyor No: R.A. 489
CORPORATION OF CHENNAI
No: 5A, 2nd EAST CROSS STREET,
AMARAVATHI NAGAR,
ARUMBAKKAM, CHENNAI-106
MOBILE: 9884381630

அனுவலகப் படி

திட்ட வரைபட அனுமதி எண்
B/2/2332/07
B/2/2332/07 - 2E/2006

ஒப்புளிக்கப்பட்டது
செயலாளர் கடித எண் B2/2332/07
நாள் 21-12-06 க்கு குறிப்பிடப்பட்டுள்ள
நிபந்தனைகளுக்கு உட்பட்டது

உறுப்பினர் செயலாளர்,
சென்னை பெருநகர வளர்ச்சி குழுமம்,
சென்னை - 600 008.

திருத்திய வரைபடம் 2
நாள் 3-4-2006

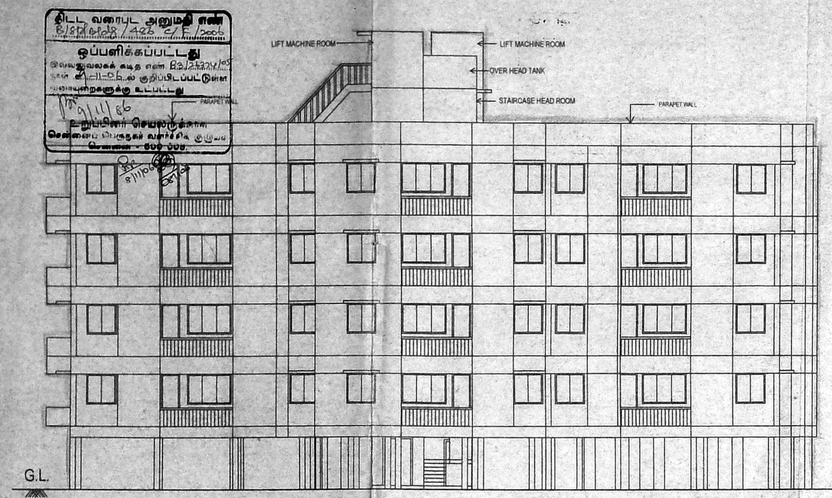


ELEVATION

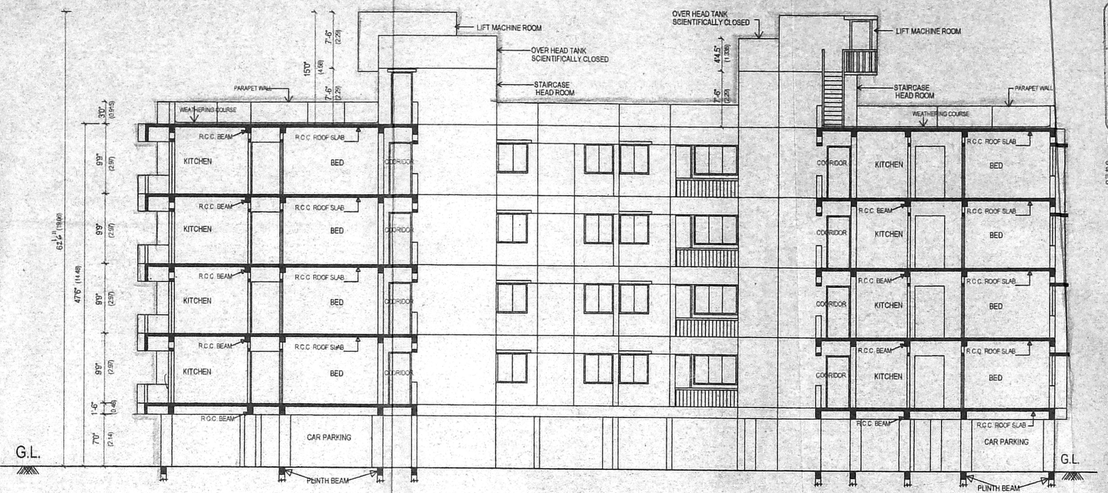


SECTION-AA

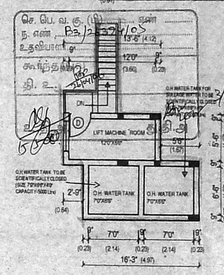


PLAN OF LIFT MACHINE ROOM-02 & O.H. WATER TANK

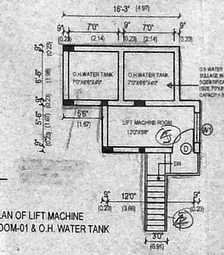


PLAN OF LIFT MACHINE ROOM-01 & O.H. WATER TANK

## SCHEDULE OF JOINERY

| | | |
|---|---|---|
| M.D. | MAIN DOOR | 3'3"X7'0" (1.0 X2.1) |
| D. | DOOR | 3'0"X7'0" (.91 X2.1) |
| D1. | DOOR | 2'6"X7'0" (.75 X2.1) |
| W | WINDOW | 6'0"X4'0" (1.83 X1.22) |
| W1 | WINDOW | 4'0"X4'0" (1.22 X1.22) |
| W2 | WINDOW | 3'0"X4'0" (0.91 X1.22) |
| KW | KITCHEN WINDOW | 4'0"X3'0" (1.22 X0.91) |
| V | VENTILATOR | 2'0"X2'0" (0.61 X0.61) |

113X74

PLAN SHOWING THE PROPOSED COMMERCIAL CUM RESIDENTIAL BUILDING AT NOLAMBUR VILLAGE, SAIDAPET TALUK, THIRUVALLORE DISTRICT, CHENNAI-.

SURVEY Nos: 104 / 2B part & SUB DIVISION SURVEY Nos: 104 / 2B1A, 104 / 2B1C, & 104 / 2B1C AS PER PATTA

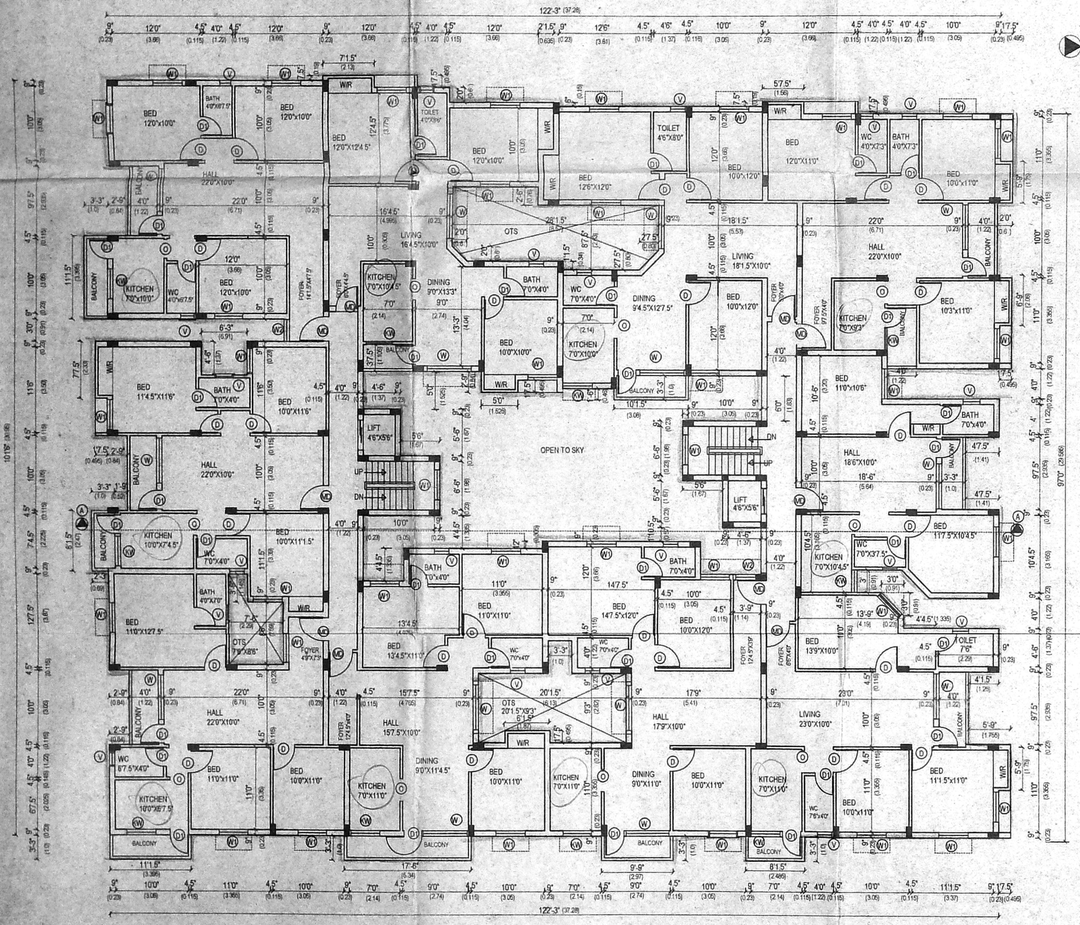


TYPICAL FLOOR PLAN
(FIRST, SECOND , THIRD & FOURTH FLOOR PLAN)

BLOCK-B
(STILT + 4 FLOORS)

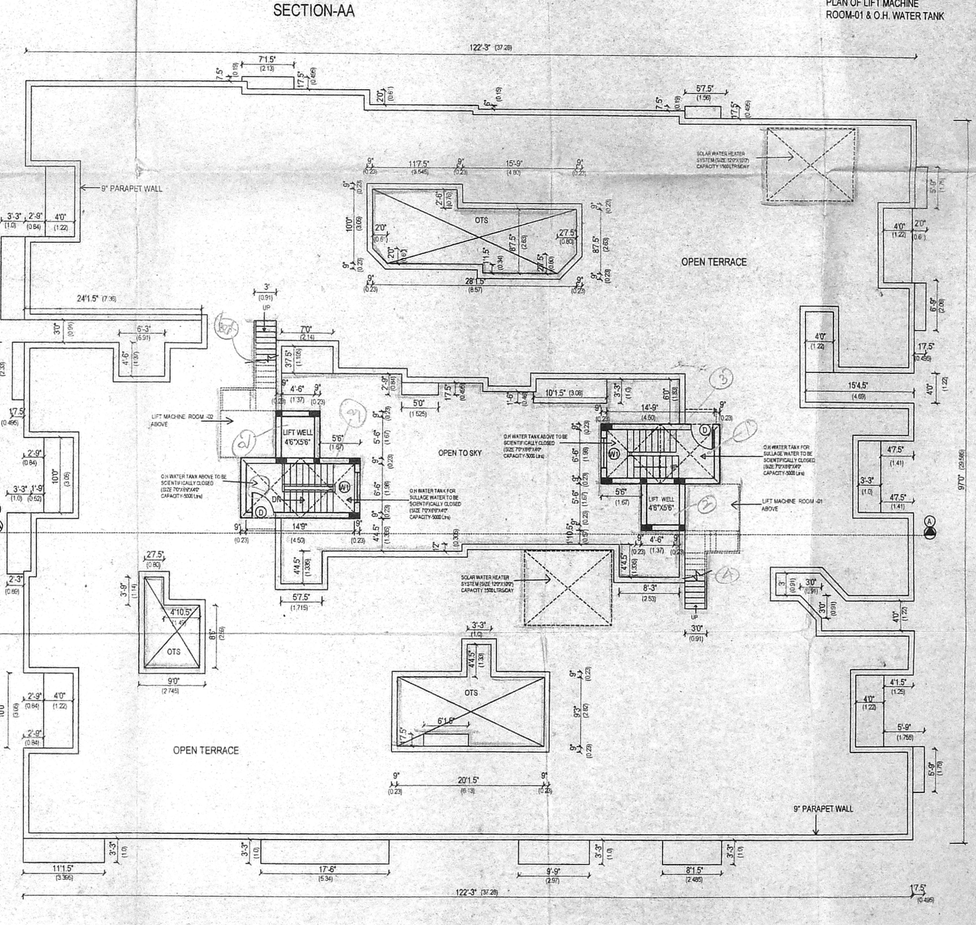


TERRACE FLOOR PLAN

| | |
|---|---|
| SHEET NO:03 | BLOCK-B (STILT + 4 FLOORS) |

TYPICAL FLOOR PLAN, TERRACE FLOOR PLAN , PLAN OF LIFT MACHINE ROOM &O.H.T, ELEVATION & SECTION

SCALE: 1"= 8'0"(1= 100) & 1"= 4'0" (1=50)

ALL DIMENSIONS ARE IN FEET AND INCHES & METRES

## COLOUR INDEX

- PROPOSED
- ROAD
- SITE BOUNDRY

SIGNATURE OF THE OWNER
For VINOTH PROPERTIES
Partner

SIGNATURE OF THE LICENSED SURVEYOR

R. Subramanian

R. SUBRAMANIAN, B.Arch.,
Regd. Architect CA/2002/30289
Licensed Surveyor No: R.A. 489
CORPORATION OF CHENNAI
No: 6A, 2nd EAST CROSS STREET
AMARAVATHI NAGAR,
ARUMBAKKAM, CHENNAI-106.
MOBILE: 9884381330

3/6

அனுவலகப் படி

திட்ட வரைபட அனுமதி எண்
B1/2063/04 / 4260 D / 2005

ஒப்பளிக்கப்பட்டது
இவ்வலுவலகக் கடித எண் B3/26374/05
நாள் 01-11-06 ல் குறிப்பிடப்பட்டுள்ள
வரைபடத்துக்கு உட்பட்டது

உறுப்பினர் செயலருக்காக
சென்னைப் பெருநகர் வளர்ச்சிக் குழுமம்
சென்னை - 600 008

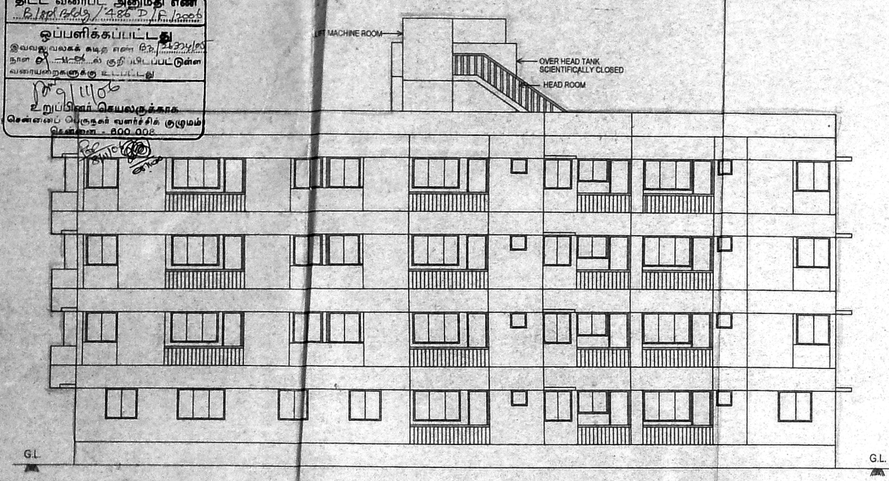


ELEVATION

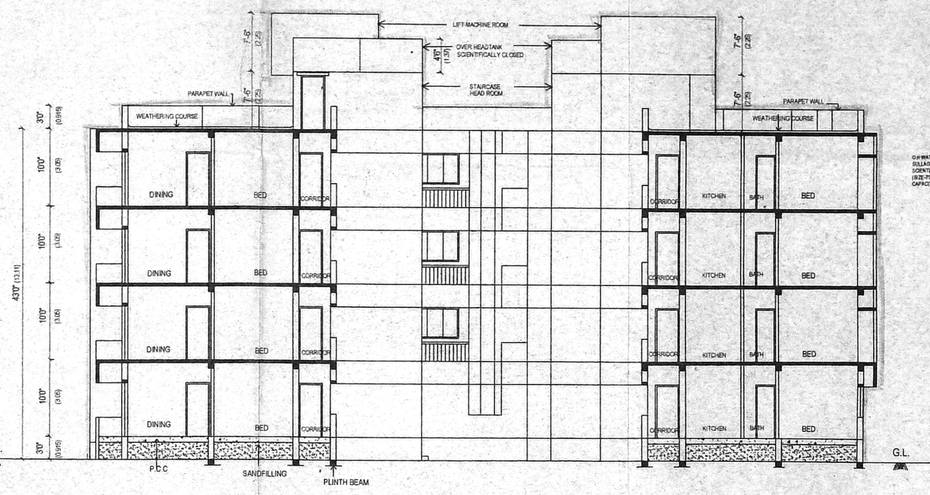


SECTION A-A'

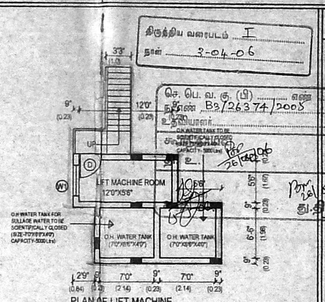


PLAN OF LIFT MACHINE ROOM02 & O.H. WATER TANK

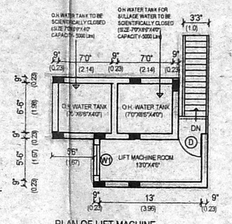


PLAN OF LIFT MACHINE ROOM-01 & O.H. WATER TANK

திருத்திய வரைபடம் I
நாள் 3-04-06

செ. பெ. வ. கு. (பி) ... எண்
நாள் B3/26374/2005
உ. செயலர்

1909X75

| SCHEDULE OF JOINERY | | |
|---|---|---|
| M.D. | MAIN DOOR | 3'3"X7'0" (1.0 X2.1) |
| D. | DOOR | 3'0"X7'0" (.91 X2.1) |
| D1. | DOOR | 2'6"X7'0" (.75 X2.1) |
| W | WINDOW | 6'0"X4'0" (1.83 X1.22) |
| W1 | WINDOW | 4'0"X4'0" (1.22 X1.22) |
| W2 | WINDOW | 3'0"X4'0" (0.91 X1.22) |
| KW | KITCHEN WINDOW | 4'0"X3'0" (1.22 X0.91) |
| V | VENTILATOR | 2'0"X2'0" (0.61 X0.61) |

PLAN SHOWING THE PROPOSED COMMERCIAL CUM RESIDENTIAL BUILDING AT NOLAMBUR VILLAGE, SAIDAPET TALUK, THIRUVALLORE DISTRICT, CHENNAI.

SURVEY Nos: 104 / 2B part & SUB DIVISION SURVEY Nos: 104 / 2B1A, 104 / 2B1C, & 104 / 2B1C AS PER PATTA

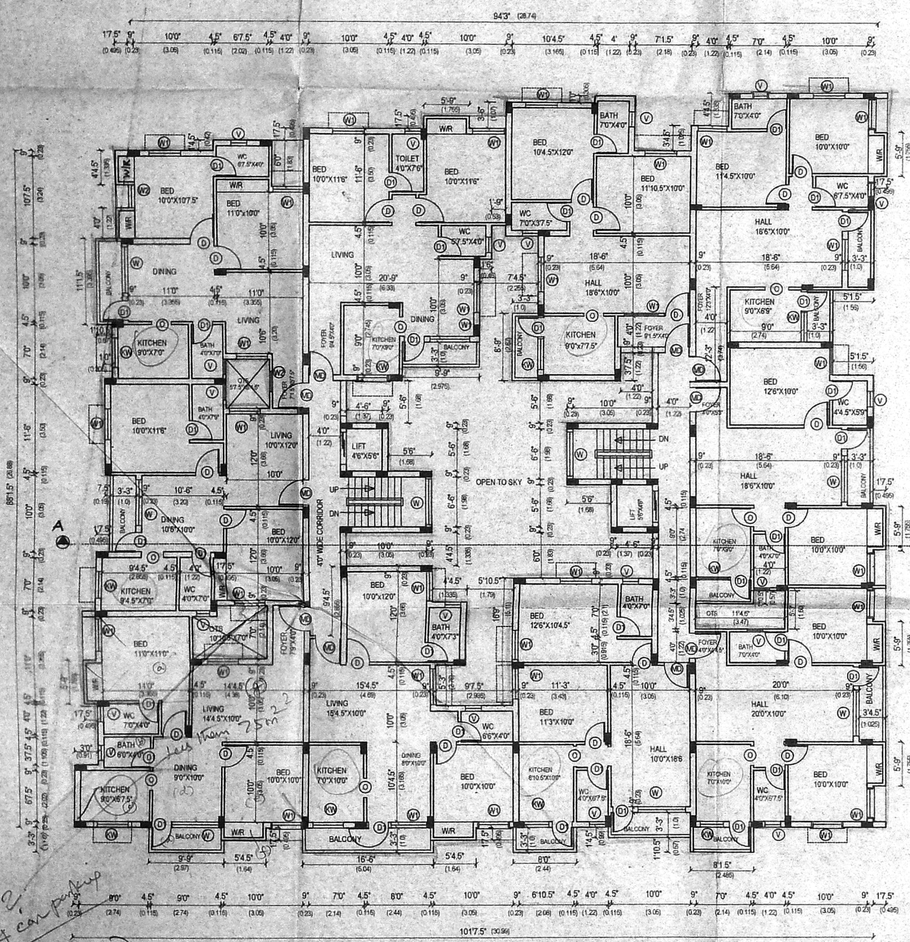


TYPICAL FLOOR PLAN
( FIRST, SECOND , THIRD FLOOR PLAN)

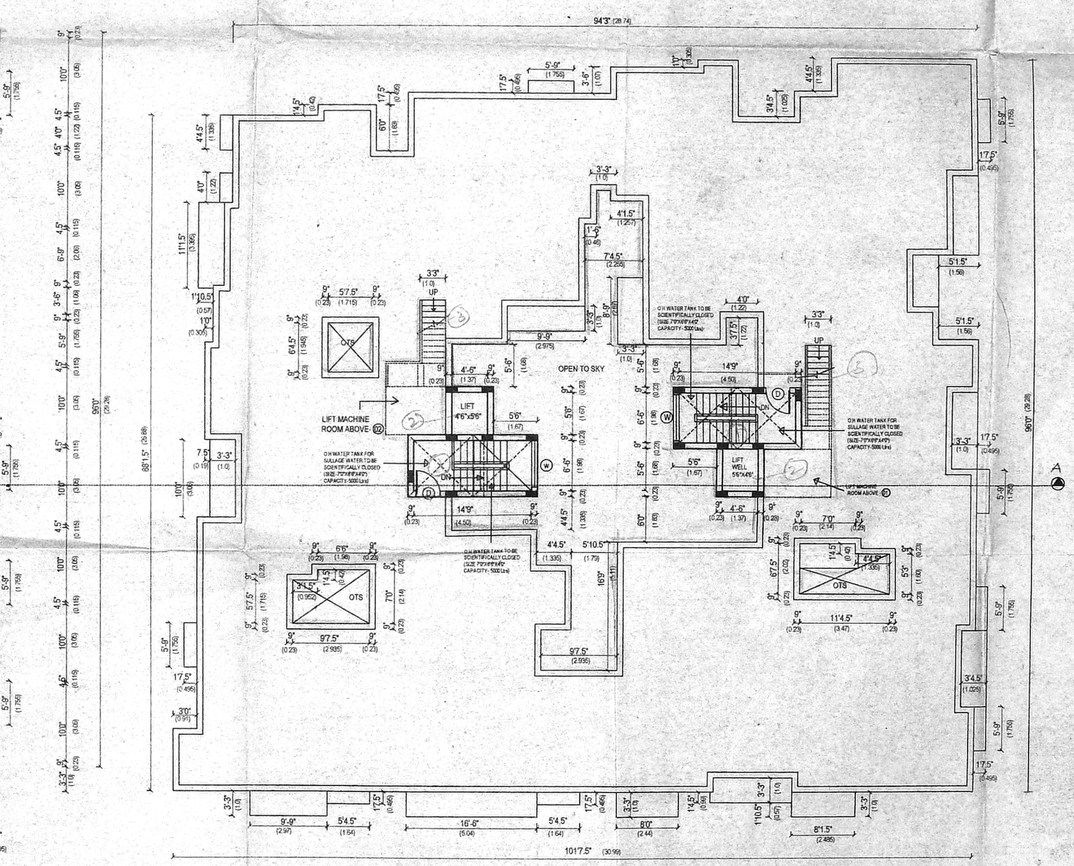


TERRACE FLOOR PLAN

| SHEET NO:04 | BLOCK-C (GROUND + 3 FLOORS) |
|---|---|

TYPICAL FLOOR PLAN, TERRACE FLOOR PLAN, PLAN OF LIFT MACHINE ROOM &O.H.T, ELEVATION & SECTION

SCALE: 1"= 8'0" (1= 100) & 1"= 4'0" (1=50)

ALL DIMENSIONS ARE IN FEET AND INCHES & METRES

COLOUR INDEX

- PROPOSED
- ROAD
- SITE BOUNDRY

SIGNATURE OF THE OWNER
For VINOTH PROPERTIES
Partner

SIGNATURE OF THE LICENSED SURVEYOR

R. SUBRAMANIAN, B. Arch.,
Regd. Architect CA/2002/30239
Licensed Surveyor No: R.A. 489
CORPORATION OF CHENNAI.
No: 8A, 2nd EAST CROSS STREET,
AMARAVATHI NAGAR,
ARUMBAKKAM, CHENNAI-106.
MOBILE: 9884381330

4/6

அனுவலகப் படி

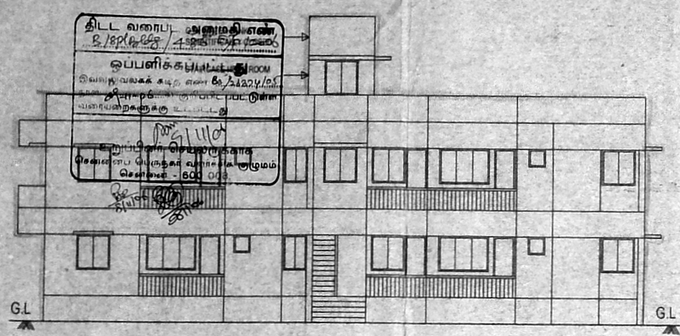


ELEVATION

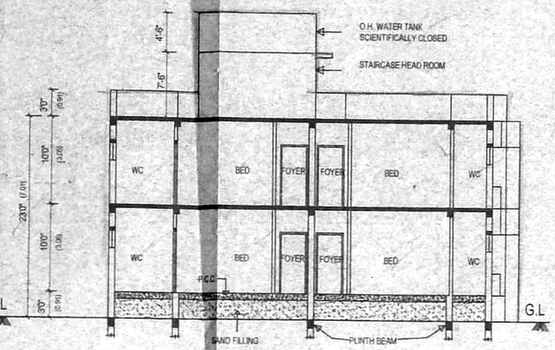


SECTION- AA

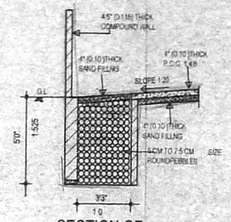


SECTION OF RAIN WATER TRENCH
(SCALE= 1"=4'0")

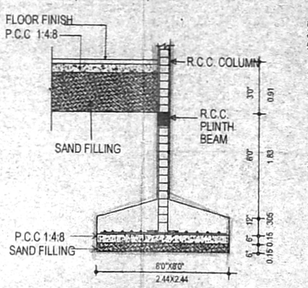


FOUNDATION DETAILS
(SCALE= 1"=4'0")

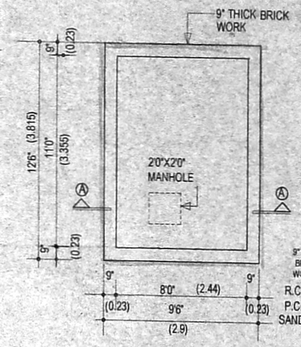


PLAN
SUMP ( 1, 2, & 3) DETAILS
(CAPACITY 14,750 LITRES) (SCALE= 1"=4'0")

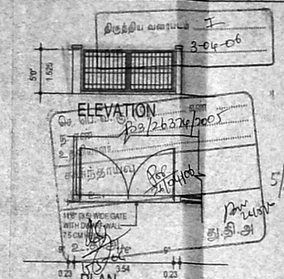


COMPOUND WALL DETAILS

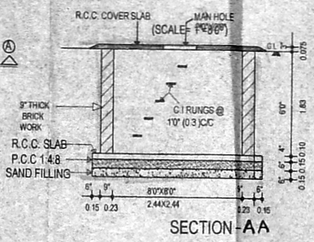


SECTION - AA

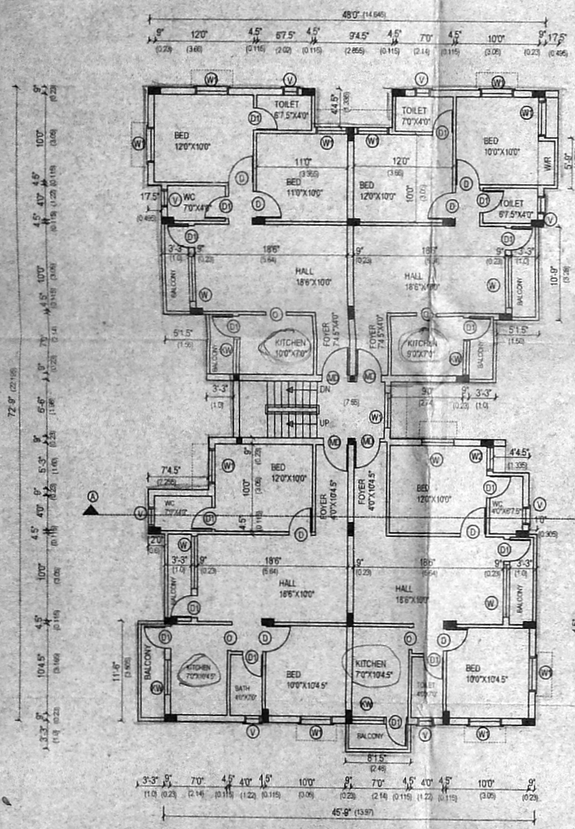


FIRST FLOOR PLAN

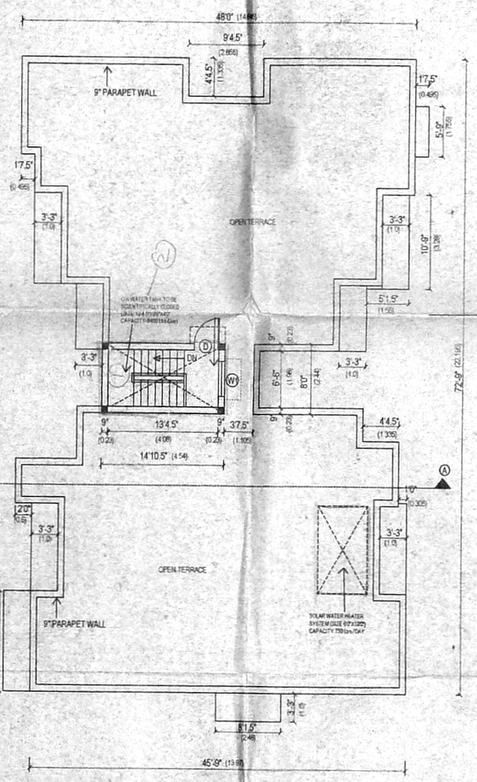


TERRACE FLOOR PLAN

BLOCK-D
(GROUND + FIRST FLOOR)

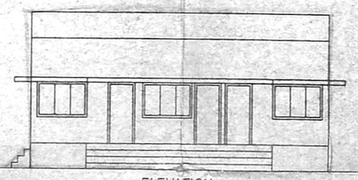

ELEVATION

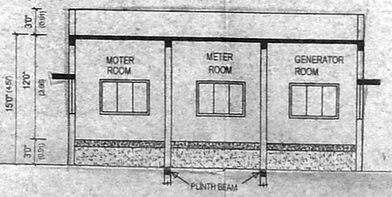


SECTION- AA

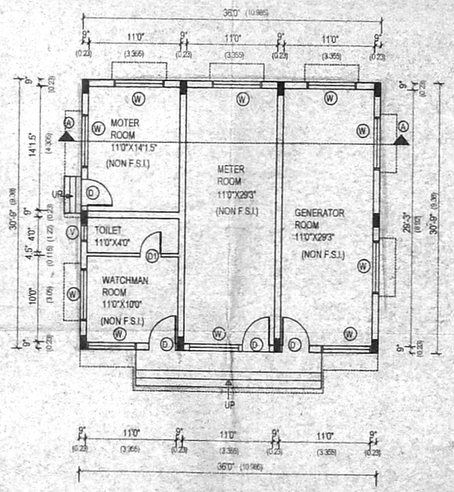


GROUND FLOOR PLAN

BLOCK-E
(GROUND FLOOR )

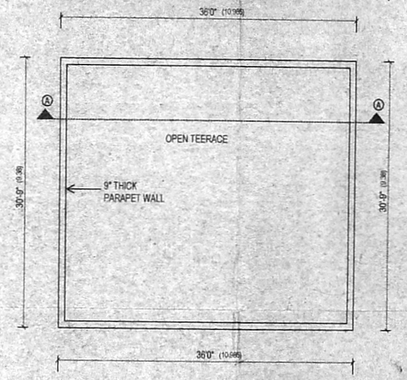


TERRACE FLOOR PLAN

## SCHEDULE OF JOINERY

| | | |
|---|---|---|
| M.D. | MAIN DOOR | 3'3"X7'0" (1.0 X2.1) |
| D. | DOOR | 3'0"X7'0" (.91 X2.1) |
| D1. | DOOR | 2'6"X7'0" (.75 X2.1) |
| W | WINDOW | 6'0"X4'0" (1.83 X1.22) |
| W1 | WINDOW | 4'0"X4'0" (1.22 X1.22) |
| W2 | WINDOW | 3'0"X4'0" (0.91 X1.22) |
| KW | KITCHEN WINDOW | 4'0"X3'0" (1.22 X0.91) |
| V | VENTILATOR | 2'0"X2'0" (0.61 X0.61) |

PLAN SHOWING THE PROPOSED COMMERCIAL CUM RESIDENTIAL BUILDING AT NOLAMBUR VILLAGE, SAIDAPET TALUK, THIRUVALLORE DISTRICT, CHENNAI-.

SURVEY Nos: 104 / 2B part &
SUB DIVISION SURVEY Nos: 104 / 2B1A, 104 / 2B1C, & 104 / 2B1C AS PER PATTA

| | |
|---|---|
| SHEET NO:05 | BLOCK-D , BLOCK-E & MISCELLANEOUS DETAILS |
| BLOCK-D | FIRST FLOOR PLAN, TERRACE FLOOR PLAN ELEVATION & SECTION. |
| BLOCK-E | GROUND FLOOR PLAN, TERRACE FLOOR PLAN ELEVATION & SECTION. |

MISCELLANEOUS DETAILS
FOUNDATION, SUMP, GATE & RAIN WATER HARVESTING TRENCH DETAILS

SCALE: 1"= 8'0" 1= 100\ &
1"= 4'0" (1=50)

ALL DIMENSIONS ARE IN FEET AND INCHES & METRES

COLOUR INDEX

- PROPOSED
- ROAD
- SITE BOUNDRY

SIGNATURE OF THE OWNER

For VINOTH PROPERTIES
Partner

SIGNATURE OF THE LICENSED SURVEYOR

R. SUBRAMANIAN, B. Arch.,
Regd. Architect CA/2002/30239
Licensed Surveyor No: R A. 489
CORPORATION OF CHENNAI.
No: 5A, 2nd EAST CROSS STREET,
AMARAVATHI NAGAR,
ARUMBAKKAM, CHENNAI-106.
MOBILE: 9884381630

அனுவலகப் படி

திட்ட வரைபட அனுமதி எண்
B.18P/2005/486 / P/2006

ஒப்பளிக்கப்பட்டது
தெவவுவலகக் கடித எண் B3/26374/05
நாள் 8-11-06 ல் குறிப்பிடப்பட்டுள்ள
பணியாளர்களுக்கு உட்பட்டது

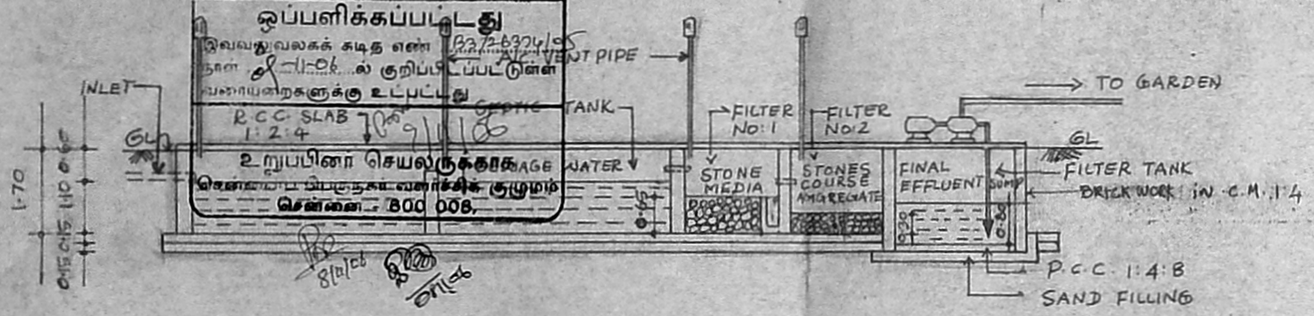


SECTIONAL ELEVATION ON X X

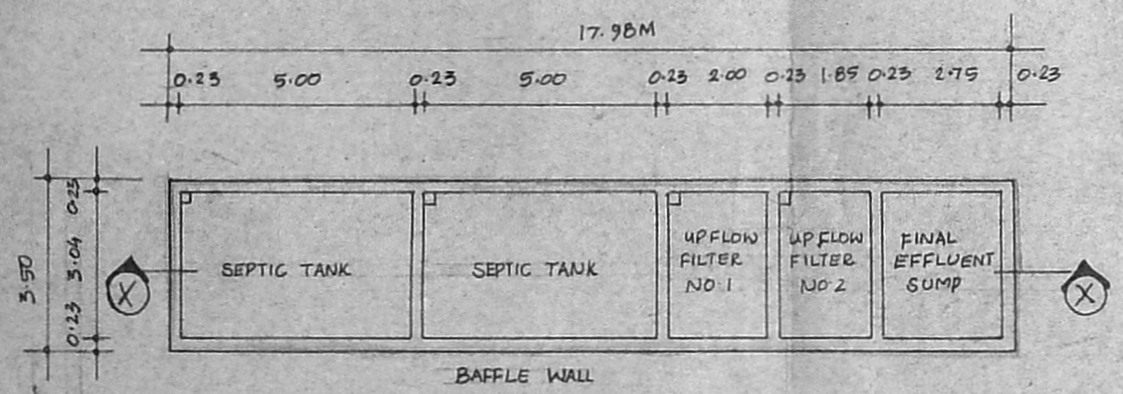


PLAN

TYPICAL SEPTIC TANK WITH UPFLOW FILTER SYSTEM (1 & 2) - DETAILS

திருத்திய வரைபடம் 1
நாள் 3-04-06

## TYPICAL DESIGN CHART FOR SEPTIC TANK (1 & 2)

NO OF DWELLINGS = 97 Nos — 48.5 Say = 49 Nos / 1 TANK
NO. OF USERS = 49 x 5 = 245
ASSUME A STANDARD 2 NOS OF FIXTURE UNIT PER DWELLING = 49 x 2 = 98
TOTAL NUMBER OF FIXTURE UNIT = 98
ASSUME A PEAKING FACTOR OF 6 L P.M/FIXTURE UNIT = 98 x 6 = 588

B3/26374/2005
தி. உ. 98
துணை இயக்குநர்
துணை இயக்குநர்

## SEPTIC TANK

SURFACE AREA REQUIRED FOR THE SEPTIC TANK $= \frac{588 \times 0.92}{10} = 54.10$

VOLUME OF FREE BOARD = 54.10 x 0.30 = 16.23 m³

VOLUME OF SEDIMENTATION = 54.10 x 0.30 = 16.23 m³

VOLUME OF SLUDGE = 275 x 369 x 0.0002 = 20.07 m³

TOTAL VOLUME 52.53 m³
Say = 60.00 m³

TOTAL VOLUME OF TANK = 60.00 m³

BUT WE ARE PROVIDING TWO TANKS IN SINGLE UNIT EACH OF 30.00 m³

TOTAL VOLUME = 30.00 m³

AREA OF SEPTIC TANK = 30.40 m²

DEPTH OF SEPTIC TANK $= \frac{30.00}{30.40} = 0.987$ m

(BUT WE ARE PROVIDING DEPTH AS 1.10 m)

∴ SIZE OF SEPTIC TANK – 10.00 m x 3.04 m x 1.10 m

## UPFLOW FILTER

CAPACITY FOR 140 USERS (PEAK GRAVITY) = 140 x 0.045 = 6.30 m³

DEPTH ASSUMED = 0.80 m (MINIMUM

AREA OF FINAL EFFLUENT SUMP $= \frac{6.30}{0.80} = 8.15$ m²

SIZE OF FINAL EFFLUENT SUMP = 2.75 m x 3.00 m x 0.80 m

SIZE OF UPFLOW FILTER No:01 = 2.00 m x 3.00 m x 0.65 m

SIZE OF UPFLOW FILTER No:02 = 2.00 m x 3.00 m x 0.50 m

DESIGN OF SEPTIC TANK WITH UPFLOW FILTER SYSTEM FOR PROPOSED COMMERCIAL CUM RESIDENTIAL BUILDING AT NOLAMBUR VILLAGE, SAIDAPET TALUK, THIRUVALLORE DISTRICT, CHENNAI.

SURVEY Nos: 104/2B part &
SUB DIVISION SURVEY Nos: 104/2B1A, 104/2B1C & 104/2B1C
AS PER PATTA

SCALE 1:100

ALL DIMENSIONS ARE IN METRE

COLOUR INDEX
- PROPOSED
- ROAD
- SITE BOUNDRY

SIGNATURE OF OWNER/ G/A
For VINOTH PROPERTIES
Partner

SIGNATURE OF LICENSED SURVEYOR


R. SUBRAMANIAN, B. Arch.,
Regd. Architect CA/2002/30239
Licensed Surveyor No: R.A. 489
CORPORATION OF CHENNAI.
No: 5A, 2nd EAST CROSS STREET
AMARAVATHI NAGAR,
ARUMBAKKAM, CHENNAI-106.
MOBILE: 9884381555


6/6